

# FISHPOOLS

The south east's largest quality furniture store



## PORTOFINO COLLECTION

The Portofino range is sleek and contemporary, underpinned by its large armrests and supportive backrests. The clean lines and elegant metal legs make this the focal point of your room, and the Portofino has plenty of space for all.

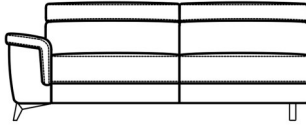
### Features

- Wooden frame padded with differentiated density polyurethane foam and spring system with intertwined elastic straps.
- Seat and back cushions are made from differentiated density polyurethane foam.
- Adjustable backrests in different positions.
- Feet options shiny metal or anthracite varnished feet.
- Static or power recliner options available



**Corner Group**

W 326 x D 286 x H 103 cm



**3 Seat Maxi Sofa 1 Arm**

W 211 x D 110 x H 103 cm

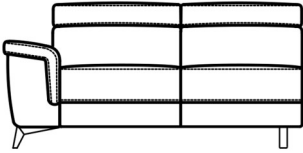
Available LHF/RHF with or without power recliner options



**3 Seat Sofa 1 Arm**

W 191 x D 110 x H 103 cm

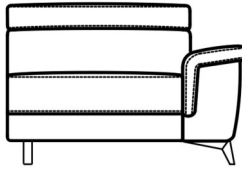
Available LHF/RHF with or without power recliner options



**2 Seat Sofa 1 Arm**

W 171 x D 110 x H 103 cm

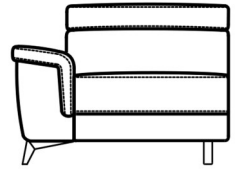
Available LHF/RHF with or without power recliner options



**Large Chair 1 Arm**

W 121 x D 110 x H 103 cm

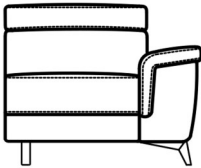
Available LHF/RHF with or without power recliner



**Mid Chair 1 Arm**

W 111 x D 110 x H 103 cm

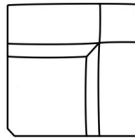
Available LHF/RHF with or without power recliner



**Chair 1 Arm**

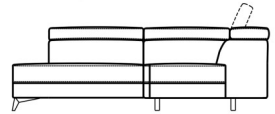
W 101 x D 110 x H 103 cm

Available LHF/RHF with or without power recliner



**Square Corner**

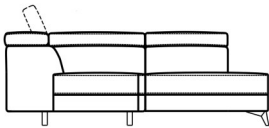
W 115 x D 115 x H 103 cm



**Meridien**

W 115 x D 238 x H 103 cm

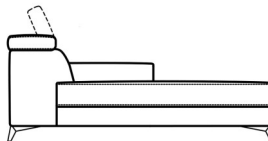
Available LHF/RHF



**Small Meridien**

W 115 x D 220 x H 103 cm

Available LHF/RHF



**Chaise Longue**

W 111 x D 175 x H 103 cm

Available LHF/RHF



**RHF Chaise End Sofa**

W 322 x D 175 x H 103 cm



**LHF Chaise End Sofa**

W 322 x D 175 x H 103 cm



**3 Seat Maxi Sofa**

W 242 x D 110 x H 103 cm

Available with or without power recliner



**3 Seat Sofa**

W 222 x D 110 x H 103 cm

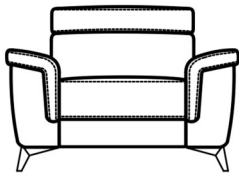
Available with or without power recliner



**2 Seat Sofa**

W 202 x D 110 x H 103 cm

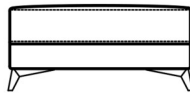
Available with or without power recliner



**Chair**

W 114 x D 110 x H 103 cm

Available with or without power recliner



**Footstool**

W 100 x D 70 x H 46 cm

*\*All sizes are approximate. Colour is for guidance only because while we make every effort to display the colour as accurately as possible, all versions may vary in colour reproduction.*

---

# FISHPOOLS

The south east's largest quality furniture store

115 High Street, Waltham Cross, Hertfordshire, EN8 7AL

01992 63 64 65