

Gamma

Bedroom Range

FISHPOOLS

The south east's largest quality furniture store



The Gamma collection of sliding and hinged door wardrobes available in a wide selection of sizes and finishes to fit any bedroom. Gamma's appearance is as fascinating as the great furniture elements and the numerous combinations with high quality benefits.

Features

- Hinged door wardrobes
- Available in a wide selection of widths & heights
- Choice of carcass colours & door fronts
- Optional horizontal trim
- Corner robes available

EASY
SLIDE



EASY
SLIDE



Front Colour **A**



Front Colour **B**
with vertical trims




Front Colour **C**
with vertical and horizontal trims




Front **D**
High polish




Front **E**
Front Glass overlay
with vertical trims



Front **F**
Front Glass overlay
with vertical and horizontal trims




Front-/Carcase colours (Colour)



Alpine white



Sonoma oak colour



Metallic grey



High polish white



White glass



Basalt glass



Carcase-coloured,
short 'D'



Chrome-coloured,
short 'K'



Chrome-coloured, long 'L'
(Wardrobe doors with bar handle,
Set of drawers and matching
pieces with handle)

Front colours (high polish, glass)

Handles (Hinged doors, matching pieces)

Instructions for ordering:

1 Select the colour code for the desired colour variation from the upper table (e.g. **A510**).



2 Find the identification letters for the design/colour of the handle and enter them in the space in the colour code (e.g. **A510D**).



3 Select the article no. based on the desired width. You will find the correct article no. and price for the appropriate front in the line below.

Col. code		A COLOUR		B COLOUR FINISH WITH VERTICAL TRIMS	
Carcase colour	Front	Carcase coloured	Alpine white	Carcase coloured	Alpine white
Colour Sonoma oak		A510	A511	A520	A521
Metallic grey		A810	A811	A820	A821
Alpine white		A910	---	A920	---

HANDLE STRIPS AND PROFILES	CARCASE COLOURS = PG 1 Add D to the colour code.	

	Width in cm	181	181
SLIDING DOOR WARD-ROBES			
Depth 62 cm			
Illustration			
Standard interior fittings in every unit: 1 clothes rail, Height 210 cm = 1 Shelf/unit, Height 229 cm = 2 Shelf/unit			
Carcase division (cm)	90/90		90/90
Number of doors	2-door		2-door/1 Mirrored doors
HEIGHT 210 CM		▼ Art. no.	▼ Price
A Colour		44E1	
B Colour*		44E1	
C Colour finish with horizontal trims*		44E1	



Very easy to plan using:

RAUCH
MÖBELPLANER

External dimensions

Sliding door wardrobes

Widths _____ **181 cm** _____ **226 cm** _____ **271 cm**
without passepartout _____ 1808 mm _____ 2256 mm _____ 2708 mm
with passepartout _____ 1885 mm _____ 2333 mm _____ 2781 mm

Heights _____ **210 cm** _____ **229 cm**
without passepartout _____ 2099 mm _____ 2291 mm
with passepartout _____ 2140 mm _____ 2330 mm

Depth _____ **62 cm**
without passepartout _____ 618 mm
with passepartout _____ 634 mm

Hinged door wardrobes

Widths _____ **47 cm** _____ **91 cm** _____ **136 cm** _____ **181 cm** _____ **226 cm** _____ **271 cm**
without cornice _____ 464 mm _____ 912 mm _____ 1360 mm _____ 1808 mm _____ 2256 mm _____ 2704 mm
with cornice _____ 464 mm _____ 912 mm _____ 1360 mm _____ 1808 mm _____ 2256 mm _____ 2704 mm
with cornice + passepartout _____ 508 mm _____ 965 mm _____ 1404 mm _____ 1852 mm _____ 2300 mm _____ 2748 mm

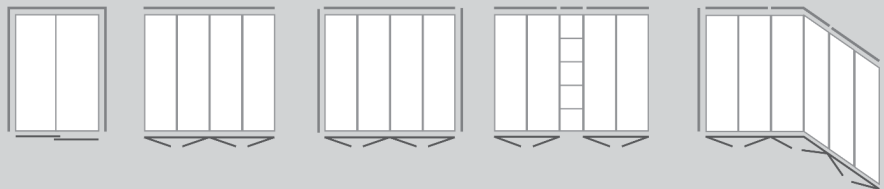
Heights _____ **210 cm** _____ **229 cm**
without cornice _____ 2096 mm _____ 2288 mm
with cornice _____ 2118 mm _____ 2310 mm

Depth _____ **54 cm**
without cornice _____ 538 mm
with cornice _____ 562 mm

Passepartouts and cornices

You can also order passepartouts and/or cornices to enhance the wardrobes. Full passepartouts are available for sliding door robes. For hinged door robes, you can either order just cornices, or passepartouts as well provided you include additional side uprights. Although shelves can be installed with a depth offset, the cornice can still remain flush with the front. Please bear in mind that corner robes with cornices can only be fitted between hinged door robes (not possible with sliding door robes!). Passepartouts are not possible at all between wardrobe units and on corner robes!

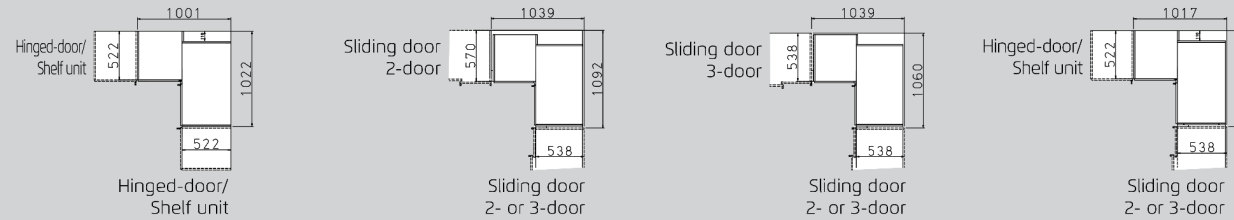
Examples:



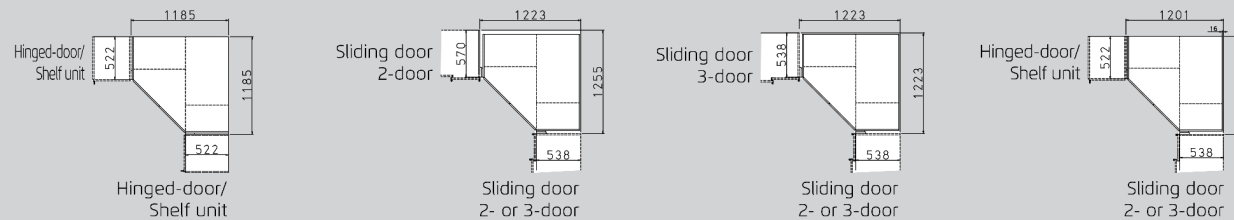
Layout examples and space requirement for corner robes combined with hinged and sliding door robes

The sliding and hinged door robes in the Essensa range can also be easily combined around a corner using the two optional (45° and 90°) corner robe variants. Please bear in mind that different space requirements and total dimensions apply, depending on the wardrobe configuration and layout (see examples below).

Corner robe 90°



Corner robe 45°

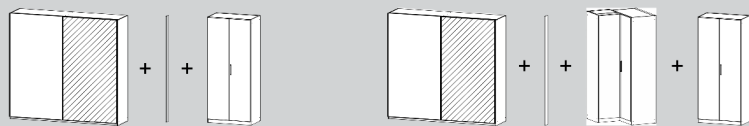


All dimensions in mm.

Options for adding hinged door and corner robes to sliding door robes

The Essensa wardrobe range allows you to arrange wardrobe units in the sequence you want. If, however, you wish to place a hinged door or corner robe next to a sliding door robe, you must always include a compensating profile between the units to ensure faultless operation of the doors.

Examples:





Sliding door wardrobes

No additional vertical trims next to the handle strips on sliding doors.

1	COL. CODE	FRONT ▶	A COLOUR		B COLOUR*		C COLOUR FINISH WITH HORIZONTAL TRIMS*		D HIGH POLISH	E GLASS		F GLASS WITH HORIZONTAL TRIMS*	
	Carcase colour ▼		Carcase coloured	Alpine white	Carcase coloured	Alpine white	Carcase coloured	Alpine white	White	White	Basalt	White	Basalt
	Sonoma oak colour		A510_	A511_	A520_	A521_	A530_	A531_	A540_	A550_	A552_	A560_	A562_
	Metallic grey		A810_	A811_	A820_	A821_	A830_	A831_	A840_	A850_	A852_	A860_	A862_
	Alpine white		A910_	---	A920_	---	A930_	---	A940_	A950_	A952_	A960_	A962_




2	HANDLE STRIPS AND PROFILES ▶	CARCASE COLOURS = Add D to the colour code.	CHROME-COLOURED = Add L to the colour code.
---	------------------------------	---	---

3	SLIDING DOOR WARDROBES	EASY SLIDE	Width in cm	181	181	226	226	271	271	NOTE: If a hinged door or a corner robe is added to a sliding-door robe, a compensating profile must always be mounted between them.	
			Depth 62 cm								
			Illustration								
Standard interior fittings in every unit: 1 clothes rail, ‡Height 210 cm = 1 shelf/unit ‡Height 229 cm = 2 shelves/units	Carcase division (cm)	90/90	90/90	112,5/112,5	112,5/112,5	90/90/90	90/90/90	compensating profile			
	Number of doors	2-door	2-door, 1 mirror door	2-door	2-door, 1 mirror door	3-door	3-door, 1 mirror door	↔ 2 cm × 12 cm			
	HEIGHT 210 CM	▼ Art. no.	HEIGHT 210 CM								
	A Colour		44E1	54B7	44E2	54B9	44E3	57S3	9R10		
	B Colour*		44E1	54B7	44E2	54B9	44E3	57S3	9R10		
	C Colour finish with horizontal trims*		44E1	54B7	44E2	54B9	44E3	57S3	9R10		
	D High polish		44L1	55H0	44L2	55H5	44L3	55H6	9R10		
	E Glass		51K3	5SG1	51K4	5SG2	51K5	5SG3	9R10		
	F Glass with horizontal trims*		51K3	5SG1	51K4	5SG2	51K5	5SG3	9R10		
	HEIGHT 229 CM	▼ Art. no.	HEIGHT 229 CM								
	A Colour		0Y6A	0Y6D	0Y6B	0Y6F	0Y6C	0Y6G	9R11		
	B Colour*		0Y6A	0Y6D	0Y6B	0Y6F	0Y6C	0Y6G	9R11		
	C Colour finish with horizontal trims*		0Y6A	0Y6D	0Y6B	0Y6F	0Y6C	0Y6G	9R11		
	D High polish		0Y7A	0Y7D	0Y7B	0Y7F	0Y7C	0Y7G	9R11		
	E Glass		0K3A	02B5	0K4A	02B6	0K5A	02B7	9R11		
	F Glass with horizontal trims*		0K3A	02B5	0K4A	02B6	0K5A	02B7	9R11		



Sliding door wardrobes

Col. code	The passepartouts can be ordered with the same colour code as for the wardrobe.
Carcase colour ▼	
Sonoma oak colour	
Alpine white	

	181	226	271			
PASSEPARTOUTS FOR SLID- ING DOOR WARDROBES.	Width in cm	181	226	271		
	DWardrobe depth incl. Passepartout = . 64 cm					
	Illustration					
	Name	passepartout	passepartout	passepartout		
External dimensions	↔189 cm ↑214 cm ↓*23 cm	↔233 cm ↑214 cm ↓*23 cm	↔278 cm ↑214 cm ↓*23 cm			
HEIGHT 210 CM	▼ Art. no. ...		HEIGHT 210 CM			
Carcase coloured	9P2P	9P3P	9P4P			
HEIGHT 229 CM	▼ Art. no. ...		HEIGHT 229 CM			
Carcase coloured	9T2E	9T3E	9T4E			



Hinged door wardrobes

1 COL. CODE	FRONT ▶	A COLOUR		B COLOUR FINISH WITH VERTICAL TRIMS		C COLOUR FINISH WITH VERTICAL AND HORIZONTAL TRIMS		D HIGH POLISH	E GLASS WITH VERTICAL TRIMS		F GLASS WITH VERTICAL AND HORIZONTAL TRIMS	
CARCASE COLOUR ▼		Carcase coloured	Alpine white	Carcase coloured	Alpine white	Carcase coloured	Alpine white	White	White	Basalt	White	Basalt
Sonoma oak colour		A510_	A511_	A520_	A521_	A530_	A531_	A540_	A550_	A552_	A560_	A562_
Metallic grey		A810_	A811_	A820_	A821_	A830_	A831_	A840_	A850_	A852_	A860_	A862_
Alpine white		A910_	---	A920_	---	A930_	---	A940_	A950_	A952_	A960_	A962_

2 HANDLES AND PROFILES ▶	CARCASE-COLOURED, SHORT = PG 1 Add D to the colour code.	CHROME-COLOURED, SHORT = PG 2 Add K to the colour code	CHROME-COLOURED, LONG = PG 3 Add L to the colour code.
--------------------------	--	--	--

3 HINGED DOOR WARDROBES		Width in cm	47	47	91	91	136	136	136	181
↓ 210 cm	Depth 54 cm	Illustration								
Standard interior fittings in every unit: 1 shelf and 1 clothes rail.	Carcase division (cm)	45	45	90	90	90/45	90/45	90/45	90/90	90/90
	Number of doors/drawers	1-door	1 mirrored door/2 drawers	2-door	2 mirrored doors/2 drawers	3-door	3-door/1 mirror door	3-door/1 mirror door/2 DW	4-door	
HEIGHT 210 CM	▼ Price group	HEIGHT 210 CM								
A Colour	PG 1	4701	57K3	4F19	57K4	4772	5M04	5705	4203	
	PG 2									
	PG 3									
B Colour finish with vertical trims	PG 1	4701	57K3	4F19	57K4	4772	5M04	5705	4203	
	PG 2									
	PG 3									
C Colour finish with vertical and horizontal trims	PG 1	4701	57K3	4F19	57K4	4772	5M04	5705	4203	
	PG 2									
	PG 3									
D High polish	PG 1	4866	57L3	4867	57L4	4868	53S7	57L5	4869	
	PG 2									
	PG 3									
E Glass with vertical trims	PG 1	53G2	57K5	53G3	57K6	53G4	52G3	57K7	53G5	
	PG 2									
	PG 3									
F Glass with vertical and horizontal trims	PG 1	53G2	57K5	53G3	57K6	53G4	52G3	57K7	53G5	
	PG 2									
	PG 3									

More widths on the next page.



Hinged door wardrobes

1 COL. CODE	A COLOUR		B COLOUR FINISH WITH VERTICAL TRIMS		C COLOUR FINISH WITH VERTICAL AND HORIZONTAL TRIMS		D HIGH POLISH	E GLASS WITH VERTICAL TRIMS		F GLASS WITH VERTICAL AND HORIZONTAL TRIMS	
FRONT ▶	COLOUR	COLOUR	COLOUR	COLOUR	COLOUR	COLOUR	White	White	Basalt	White	Basalt
CARCASE COLOUR ▼	Carcase coloured	Alpine white	Carcase coloured	Alpine white	Carcase coloured	Alpine white	White	White	Basalt	White	Basalt
Sonoma oak colour	A510_	A511_	A520_	A521_	A530_	A531_	A540_	A550_	A552_	A560_	A562_
Metallic grey	A810_	A811_	A820_	A821_	A830_	A831_	A840_	A850_	A852_	A860_	A862_
Alpine white	A910_	---	A920_	---	A930_	---	A940_	A950_	A952_	A960_	A962_

2 HANDLES AND PROFILES ▶	CARCASE-COLOURED, SHORT = PG 1 Add D to the colour code.	CHROME-COLOURED, SHORT = PG 2 Add K to the colour code	CHROME-COLOURED, LONG = PG 3 Add L to the colour code.
--------------------------	--	--	--

3 HINGED DOOR WARDROBES ↑ 229 cm Standard interior fittings in every unit: 2 shelves and 1 clothes rail. Combi unit = 1 shelf	Width in cm	47	47	91	91	136	136	136	181	
	Depth 54 cm									
	Illustration									
Carcase division (cm)	45	45	90	90	90/45	90/45	90/45	90/45	90/90	
Number of doors/drawers	1-door	1 mirrored door/2 drawers	2-door	2 mirrored doors/2 drawers	3-door	3-door/1 mirror door	3-door/1 mirror door	3-door/1 mirror door/2 DW	4-door	
HEIGHT 229 CM	▼ Price group	HEIGHT 229 CM								
A Colour	PG 1									
	PG 2	17D2	15K3	17D3	15K4	17D4	18S3	15K5	17D5	
	PG 3									
B Colour finish with vertical trims	PG 1									
	PG 2	17D2	15K3	17D3	15K4	17D4	18S3	15K5	17D5	
	PG 3									
C Colour finish with vertical and horizontal trims	PG 1									
	PG 2	17D2	15K3	17D3	15K4	17D4	18S3	15K5	17D5	
	PG 3									
D High polish	PG 1									
	PG 2	17L2	15L3	17L3	15L4	17L4	18H3	15L5	17L5	
	PG 3									
E Glass with vertical trims	PG 1									
	PG 2	17G2	18K5	17G3	18K6	17G4	15G3	18K7	17G5	
	PG 3									
F Glass with vertical and horizontal trims	PG 1									
	PG 2	17G2	18K5	17G3	18K6	17G4	15G3	18K7	17G5	
	PG 3									

More widths on the next page.



Hinged door wardrobes

COL. CODE	All cornices can be ordered using the same colour code as for the wardrobe!
Carcase colour ▼	
Sonoma oak colour	
Metallic grey	
Alpine white	


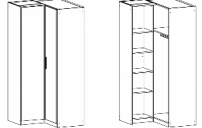
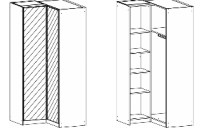
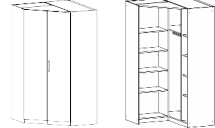
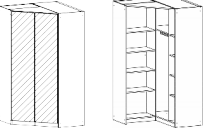
CORNICES FOR HINGED DOOR ROBES	Width in cm	47	91	136	181	226	271
	Depth incl. cornice = 58 cm						
	Illustration						
	Name	cornice	cornice	cornice	cornice	cornice	cornice
Dimensions incl. wardrobe	↔47 cm ↓212 cm/231 cm	↔91 cm ↓212 cm/231 cm	↔136 cm ↓212 cm/231 cm	↔181 cm ↓212 cm/231 cm	↔226 cm ↓212 cm/231 cm	↔271 cm ↓212 cm/231 cm	
	▼ Art. no. ...						
Carcase coloured	8K04	8K05	8K06	8K07	8K22	8K27	

PASSEPARTOUT SIDES FOR HINGED DOOR WARDROBES	Width in cm	for all widths					
	Wardrobe depth incl. passepartout = 58 cm						
	Illustration		<p>NOTE:</p> <ul style="list-style-type: none"> • Passepartout sides only possible in conjunction with cornices. • Cannot be mounted directly on corner robes (doors cannot be opened). • Total width of wardrobe and passepartout: wardrobe width + 4 cm 				
	Name	passepartout sides					
Dimensions	↔2 cm ↓212 cm/231 cm ↗12 cm						
HEIGHT 210 CM	▼ Art. no. ...						
Carcase coloured	9P86						
HEIGHT 229 CM	▼ Art. no. ...						
Carcase coloured	9P51						

Shelf unit, corner robes

1 COL. CODE FRONT ▶	A COLOUR		B COLOUR FINISH WITH VERTICAL TRIMS		C COLOUR FINISH WITH VERTICAL AND HORIZONTAL TRIMS		D HIGH POLISH	E GLASS WITH VERTICAL TRIMS			F GLASS WITH VERTICAL AND HORIZONTAL TRIMS	
CARCASE COLOUR ▼	Carcase coloured	Alpine white	Carcase coloured	Alpine white	Carcase coloured	Alpine white	White	White	Basalt	White	Basalt	
Sonoma oak colour	A510 └	A511 └	A520 └	A521 └	A530 └	A531 └	A540 └	A550 └	A552 └	A560 └	A562 └	
Metallic grey	A810 └	A811 └	A820 └	A821 └	A830 └	A831 └	A840 └	A850 └	A852 └	A860 └	A862 └	
Alpine white	A910 └	---	A920 └	---	A930 └	---	A940 └	A950 └	A952 └	A960 └	A962 └	


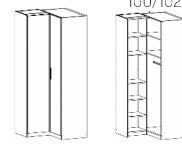
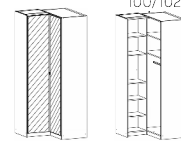
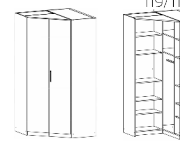
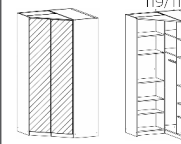
2 HANDLES AND PROFILES ▶	CARCASE-COLOURED, SHORT = PG1 Add D to the colour code.	CHROME-COLOURED, SHORT = PG2 Add K to the colour code	CHROME-COLOURED, LONG = PG3 Add L to the colour code.
--------------------------	---	---	---

3 SHELF UNIT, CORNER WARDROBE ↕ 210 cm	Width in cm	33	100	100	119	119	
	Depth 40 cm (shelf units only!)						
	Illustration		Please note information on p. 5!	Please note information on p. 5!	Please note information on p. 5!	Please note information on p. 5!	
Name	shelf unit	hinged door corner robe	hinged door corner robe	hinged door corner robe	hinged door corner robe		
Name	with 5 shelves	2-door	2-door, 2 mirror doors	2-door, with comp. profiles	2-door, 2 mirror doors, with comp. profiles		
HEIGHT 210 CM	▼ Price group	▼ Art. no. ...				HÖHE 210 CM	
A Colour	PG 1	9226	4062	5062	0X5A	0X5C	
	PG 2						
	PG 3						
B Colour finish with vertical trims	PG 1	9226	4062	5062	0X5A	0X5C	
	PG 2						
	PG 3						
C Colour finish with vertical and horizontal trims	PG 1	9226	4062	5062	0X5A	0X5C	
	PG 2						
	PG 3						
D High polish	PG 1	9226	40L7	5062	0X7A	0X7C	
	PG 2						
	PG 3						
E Glass with vertical trims	PG 1	9226	53G7	5062	0X8A	0X8C	
	PG 2						
	PG 3						
F Glass with vertical and horizontal trims	PG 1	9226	53G7	5062	0X8A	0X8C	
	PG 2						
	PG 3						

Shelf unit, corner robes




1	COL. CODE	FRONT ▶	A COLOUR	B COLOUR FINISH WITH VERTICAL TRIMS	C COLOUR FINISH WITH VERTICAL AND HORIZONTAL TRIMS	D HIGH POLISH	E GLASS WITH VERTICAL TRIMS	F GLASS WITH VERTICAL AND HORIZONTAL TRIMS
	CARCASE COLOUR ▼		Carcase coloured Alpine white	Carcase coloured Alpine white	Carcase coloured Alpine white	White	White Basalt	White Basalt
	Sonoma oak colour		A510 ... A511 ...	A520 ... A521 ...	A530 ... A531 ...	A540 ...	A550 ... A552 ...	A560 ... A562 ...
	Metallic grey		A810 ... A811 ...	A820 ... A821 ...	A830 ... A831 ...	A840 ...	A850 ... A852 ...	A860 ... A862 ...
	Alpine white		A910 ... ---	A920 ... ---	A930 ... ---	A940 ...	A950 ... A952 ...	A960 ... A962 ...

2	HANDLES AND PROFILES ▶	CARCASE-COLOURED, SHORT = PG 1 Add D to the colour code.	CHROME-COLOURED, SHORT = PG 2 Add K to the colour code	CHROME-COLOURED, LONG = PG 3 Add L to the colour code.
---	------------------------	--	--	--

3	SHELF UNIT, CORNER WARDROBE	Width in cm	33	100	100	119	119	HEIGHT 229 CM
	Depth 40 cm (shelf units only!)							
	Illustration			Please note information on p. 5!	Please note information on p. 5!	Please note information on p. 5!	Please note information on p. 5!	
	Name		shelf unit	hinged door corner robe	hinged door corner robe	hinged door corner robe	hinged door corner robe	
	Name		with 6 shelves	2-door	2-door, 2 mirror doors	2-door, with comp. profiles	2-door, 2 mirror doors, with comp. profiles	
	HEIGHT 229 CM	▼ Price group	▼ Art. no.	HEIGHT 229 CM
	A Colour	PG 1						
		PG 2	9228	17D7	18S7	0X5B	0X5D	
		PG 3						
	B Colour finish with vertical trims	PG 1						
		PG 2	9228	17D7	18S7	0X5B	0X5D	
		PG 3						
	C Colour finish with vertical and horizontal trims	PG 1						
		PG 2	9228	17D7	18S7	0X5B	0X5D	
		PG 3						
	D High polish	PG 1						
		PG 2	9228	17L7	18S7	0X7B	0X7D	
		PG 3						
	E Glass with vertical trims	PG 1						
		PG 2	9228	17G7	18S7	0X8B	0X8D	
		PG 3						
	F Glass with vertical and horizontal trims	PG 1						
		PG 2	9228	17G7	18S7	0X8B	0X8D	
		PG 3						

Shelf unit, corner robes

COL. CODE	
Carcase colour ▼	All cornices can be ordered using the same colour code as for the wardrobe!
Sonoma oak colour	
Metallic grey	
Alpine white	

CORNICES FOR SHELF UNIT, CORNER WARDROBE	Width in cm	33	100	117				
	Depth incl. cornice = 45 cm (shelf units only!)							
	Illustration							
	Name	cornice	cornice	cornice				
Dimensions incl. wardrobe	±212 cm/231 cm	±212 cm/231 cm	±212 cm/231 cm					
	▼ Art. no.	...						
Carcase coloured	8K80		9K11		8K89			






Matching pieces

1	COL. CODE	FRONT ▶	A	COLOUR		B	COLOUR FINISH WITH VERTICAL TRIMS		C	COLOUR FINISH WITH VERTICAL AND HORIZONTAL TRIMS		D	HIGH POLISH		E	GLASS WITH VERTICAL TRIMS		F	GLASS WITH VERTICAL AND HORIZONTAL TRIMS	
				Carcase coloured	Alpine white	Carcase coloured	Alpine white	Carcase coloured	Alpine white	Carcase coloured	Alpine white	White	White	Basalt	White	Basalt	White	Basalt	White	Basalt
	CARCASE COLOUR ▼																			
	Sonoma oak colour		A510 └	A511 └	A520 └	A521 └	A530 └	A531 └	A540 └	A550 └	A552 └	A560 └	A562 └							
	Metallic grey		A810 └	A811 └	A820 └	A821 └	A830 └	A831 └	A840 └	A850 └	A852 └	A860 └	A862 └							
	Alpine white		A910 └	---	A920 └	---	A930 └	---	A940 └	A950 └	A952 └	A960 └	A962 └							
2	HANDLES AND PROFILES ▶		CARCASE-COLOURED, SHORT = PG 1 Add D to the colour code.				CHROME-COLOURED, SHORT = PG 2 Add K to the colour code				CHROME-COLOURED, LONG = PG 3 Add L to the colour code.									
3	MATCHING PIECES		Width in cm	47		47		47		47		47		47		47				
	flat-packed Requires self assembly		Drawing																	
	All drawers with cushioned self-closing mechanism.		Name	bedside table		bedside tables, pair		bedside table		bedside tables, pair		chest		chest						
	SOFT CLOSE 		Name	2 drawers		2 drawers		3 drawers		3 drawers		4 drawers		1-door, 1 drawer						
			Dimensions	↔47 cm ↕43 cm ↗42 cm		↔47 cm ↕43 cm ↗42 cm		↔47 cm ↕62 cm ↗42 cm		↔47 cm ↕62 cm ↗42 cm		↔47 cm ↕81 cm ↗42 cm		↔47 cm ↕81 cm ↗42 cm						
	▼ Art. no.				...															
A	Colour			636Z		637B		637C		637D		638N		637G						
B	C	Colour finish with horizontal trims*			636Z		637B		637C		637D		638N		637G					
D	High polish			629A		629B		629C		629D		629F		629G						
E	F	Glass with horizontal trims*			671A		671B		671C		671D		671F		671G					

Matching pieces

1 COL. CODE	A COLOUR		B COLOUR FINISH WITH VERTICAL TRIMS		C COLOUR FINISH WITH VERTICAL AND HORIZONTAL TRIMS		D HIGH POLISH	E GLASS WITH VERTICAL TRIMS			F GLASS WITH VERTICAL AND HORIZONTAL TRIMS	
FRONT ▶	COLOUR		COLOUR		COLOUR		COLOUR	COLOUR			COLOUR	
CARCASE COLOUR ▼	Carcase coloured	Alpine white	Carcase coloured	Alpine white	Carcase coloured	Alpine white	White	White	Basalt	White	Basalt	
Sonoma oak colour	A510	A511	A520	A521	A530	A531	A540	A550	A552	A560	A562	
Metallic grey	A810	A811	A820	A821	A830	A831	A840	A850	A852	A860	A862	
Alpine white	A910	---	A920	---	A930	---	A940	A950	A952	A960	A962	

2 HANDLES AND PROFILES ▶	CARCASE-COLOURED, SHORT = PG1 Add D to the colour code.	CHROME-COLOURED, SHORT = PG2 Add K to the colour code	CHROME-COLOURED, LONG = PG3 Add L to the colour code.
--------------------------	---	---	---

3 MATCHING PIECES	Width in cm	93	93	93							
											
		 Requires self assembly									
		 All drawers with cushioned self-closing mechanism.									
	▼ Art. no.	...									
A Colour		639A	645T	645D							
B C Colour finish with horizontal trims*		639A	645T	645D							
D High polish		676A	676B	676C							
E F Glass with horizontal trims*		679A	679B	679C							

Available handles:



Carcase colours "D"



Chrome-coloured "K"



Chrome-coloured "L"
Chests Matching pieces with short handle.

Position of handle for plain fronts fronts without profiles (A and D):



Carcase colour handle "D"



Chrome-coloured handle "K"



Chrome-coloured handle "L"

Position of handle position on fronts with profiles (B, C, E, F):



Carcase colour handle "D"



Chrome-coloured handle "K"



Chrome-coloured handle "L"

Extras for HINGED door wardrobes – Standard: height 210 cm = 1 shelf and 1 hanging rail per unit | height 229 cm = 2 shelves and 1 hanging rail per unit– Please order with Colour code **A0033**

	Width 45 cm	Width 90 cm	Width 136 cm		Width 181 cm		Width 226 cm			Width 270 cm		
												
			left unit	right unit	left unit	right unit	left unit	central unit	right unit	left unit	central unit	right unit
Wardrobe units	45	90	90	45	90	90	90	45	90	90	90	90
Hanging rail	9737 ✓	9736 ✓	9736 ✓	9737 ✓	9736 ✓	9736 ✓	9736 ✓	9737 ✓	9736 ✓	9736 ✓	9736 ✓	9736 ✓
Shelf	9601 ✓	9604 ✓	9604 ✓	9601 ✓	9604 ✓	9604 ✓	9604 ✓	9601 ✓	9604 ✓	9604 ✓	9604 ✓	9604 ✓
Set of 3 shelves	9602 ✓	9605 ✓	9605 ✓	9602 ✓	9605 ✓	9605 ✓	9605 ✓	9602 ✓	9605 ✓	9605 ✓	9605 ✓	9605 ✓
Interior drawer	9893 ✓	9895 ✓	9895 ✓	9893 ✓	9895 ✓	9895 ✓	9895 ✓	9893 ✓	9895 ✓	9895 ✓	9895 ✓	9895 ✓
1/2-1/2-Division	✗	9951 ✓	9951 ✓	✗	9951 ✓	9951 ✓	9951 ✓	✗	9951 ✓	9951 ✓	9951 ✓	9951 ✓






	Width 45 cm - Combi	Width 90 cm - Combi	Width 136 cm - Combi		Width 181 cm - Combi			Width 226 cm - Combi			Width 270 cm - Combi		
													
			left unit	right unit	left unit	right unit	left unit	central unit	right unit	left unit	central unit	right unit	
Wardrobe units	45	90	90	45	45	90	45	90	45	90	90	90	
Hanging rail	9737 ✓	9736 ✓	9736 ✓	9737 ✓	9737 ✓	9736 ✓	9737 ✓	9736 ✓	9737 ✓	9736 ✓	9736 ✓	9736 ✓	
Shelf	9601 ✓	9604 ✓	9604 ✓	9601 ✓	9601 ✓	9604 ✓	9601 ✓	9604 ✓	9601 ✓	9604 ✓	9604 ✓	9604 ✓	
Set of 3 shelves	9602 ✓	9605 ✓	9605 ✓	9602 ✓	9602 ✓	9605 ✓	9602 ✓	9605 ✓	9602 ✓	9605 ✓	9605 ✓	9605 ✓	
Interior drawer	✗	✗	✗	9893 ✓	9893 ✓	✗	9893 ✓	✗	9895 ✓	✗	9895 ✓	9895 ✓	
1/2-1/2-Division	✗	✗	✗	✗	✗	✗	✗	9951 ✓	✗	9951 ✓	9951 ✓	9951 ✓	

Extras for SLIDING door wardrobes – Standard: height 210 cm = 1 shelf and 1 hanging rail per unit | height 229 cm = 2 shelves and 1 hanging rail per unit– Please order with Colour code **A0033**

Width 180 cm









left unit right unit

Wardrobe units	90	90
Hanging rail 	9736 ✓	9736 ✓
Shelf 	9672 ✓	9672 ✓
Set of 3 shelves 	9674 ✓	9674 ✓
Interior drawer 	9866 ✓	9866 ✓
1/2-1/2-Division 	9991 ✓	9991 ✓
Soft-Close 	9DC2 ✓	

Width 226 cm









left unit right unit

Wardrobe units	112,5	112,5
Hanging rail 	9709 ✓	9709 ✓
Shelf 	9F01 ✓	9F01 ✓
Set of 3 shelves 	9F03 ✓	9F03 ✓
Interior drawer 	9806 ✓	9806 ✓
1/2-1/2-Division 	9939 ✓	9939 ✓
Soft-Close 	9DC2 ✓	

Width 270 cm



left unit central unit right unit

Wardrobe units	90	90	90
Hanging rail 	9736 ✓	9736 ✓	9736 ✓
Shelf 	9672 ✓	9672 ✓	9672 ✓
Set of 3 shelves 	9674 ✓	9674 ✓	9674 ✓
Interior drawer 	9866 ✓	✗	9866 ✓
1/2-1/2-Division 	9991 ✓	9991 ✓	9991 ✓
Soft-Close 	9DC2 ✓		